

WINSTAR Display

OLED SPECIFICATION

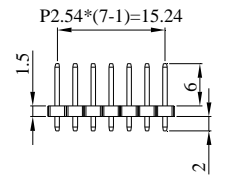
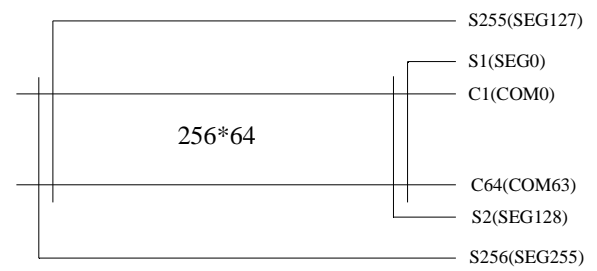
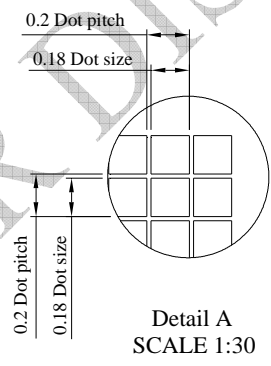
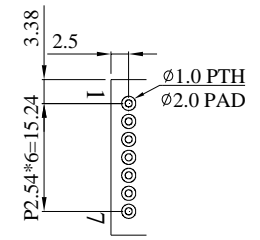
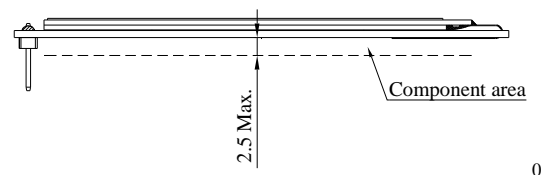
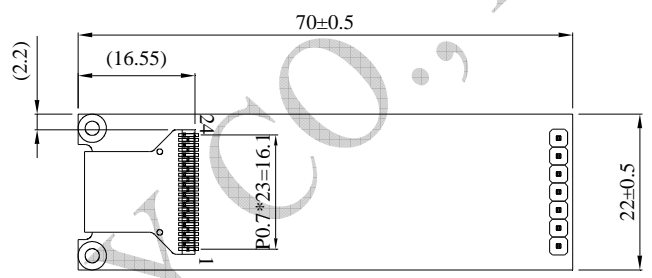
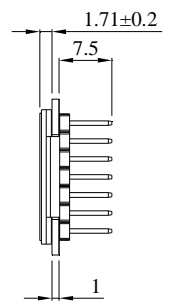
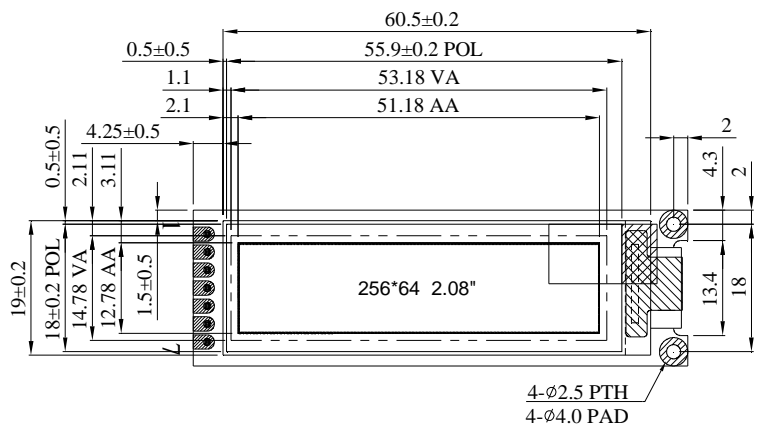
Model No:

WEA025664A

General Specification

Item	Dimension	Unit
Dot Matrix	256 x 64 Dots	—
Module dimension	70.0 x 22.0 x 1.71	mm
Active Area	51.18 x 12.78	mm
Pixel Size	0.18 x 0.18	mm
Pixel Pitch	0.20 x 0.20	mm
Display Mode	Passive Matrix	
Display Color	Monochrome	
Drive Duty	1/64 Duty	
Gray Scale	4 Bits	
IC	SSD1362	
Interface	SPI	
Size	2.08 inch	

Contour Drawing & Block Diagram



PIN	SYMBOL
1	GND
2	VCC
3	D0
4	D1
5	RES#
6	D/C#
7	CS#

The non-specified tolerance of dimension is ± 0.3 mm .

Interface Pin Function

No.	Symbol	Function
1	GND	Reserved pin. It should be connected to ground.
2	VCC	Power supply for panel driving voltage. This is also the most positive power voltage supply pin. It is supplied by external high voltage source.
3	D0	These pins are bi-directional data bus connecting to the MCU data bus. Unused pins are recommended to tie LOW.
4	D1	When serial interface mode is selected, D0 will be the serial clock input: SCLK; D1 will be the serial data input: SID.
5	RES#	This pin is reset signal input. When the pin is pulled LOW, initialization of the chip is executed. Keep this pin pull HIGH during normal operation.
6	D/C#	This pin is Data/Command control pin connecting to the MCU. When the pin is pulled HIGH, the data at D[1:0] will be interpreted as data. When the pin is pulled LOW, the data at D[1:0] will be transferred to a command register.
7	CS#	This pin is the chip select input connecting to the MCU. The chip is enabled for MCU communication only when CS# is pulled LOW (active LOW).

Absolute Maximum Ratings

Parameter	Symbol	Min	Max	Unit
Supply Voltage	VCC	1.65	5.5	V
Operating Temperature	TOP	-40	+80	°C
Storage Temperature	TSTG	-40	+85	°C

Electrical Characteristics

DC Electrical Characteristics

Item	Symbol	Condition	Min	Typ	Max	Unit
Supply Voltage	VCC	—	2.8	3.3	5.2	V
Input High Volt.	VIH	—	0.8×VCC	—	VCC	V
Input Low Volt.	VIL	—	0	—	0.2×VCC	V
Output High Volt.	VOH	—	0.9×VCC	—	VCC	V
Output Low Volt.	VOL	—	0	—	0.1×VCC	V
50% Check Board operating Current	ICC	VCC=3.3V	—	90	135	mA